



EAN code
 MR-41 /230 V: 8595188115889
 MR-41 /UNI: 8595188115896
 MR-42 /230 V: 8595188115902
 MR-42 /UNI: 8595188115919

Technical parameters	MR-41	MR-42
Number of functions:	1	2
Supply terminals:	A1 - A2	
Voltage range:	UNI AC/DC 12 - 240 V (AC 50 - 60 Hz)	
Burden:	AC 0.17 - 3 VA / DC 0.1 - 1.2 W	AC 0.17 - 12 VA / DC 0.11 - 1.9 W
Voltage range:	230 AC 230 V / 50 - 60 Hz	
Consumption (apparent/loss):	AC max. 12 VA / 1.2 W	AC max. 12 VA / 1.9 W
Supply voltage tolerance:	-15 %; +10 %	
Supply indication:	green LED	
Output		
Number of contacts:	1x changeover / SPDT (AgSnO ₂)	2x changeover/ DPDT (AgSnO ₂)
Current rating:	16 A / AC1	
Breaking capacity:	4000 VA / AC1, 384 W / DC	
Inrush current:	30 A / < 3 s	
Switching voltage:	250 V AC1 / 24 V DC	
Output indication:	red LED	
Mechanical life:	3x10 ⁷	
Electrical life (AC1):	0.7x10 ⁵	
Controlling		
Consumption of input:	AC 0.025 - 0.2 VA / DC 0.1 - 0.7 W (UNI), AC 0.53 VA (AC 230 V)	
Load between A2-ON/OFF:	Yes	
Control terminals:	A1 - ON/OFF	
Glow tubes connections:	230 V - Yes / UNI - No	
Max. amount of glow lamps connected to controlling input:	UNI - glow lamps cannot be connected, 230 V - max. amount 5 pcs (measured with glow lamp 0.68 mA / 230 V AC)	
Impulse length:	min. 25 ms / max. unlimited	
Other data		
Operating temperature:	-20 °C to +55 °C (-4 °F to 131 °F)	
Storage temperature:	-30 °C to +70 °C (-22 °F to 158 °F)	
Electrical strength:	4 kV (supply - output)	
Operating position:	any	
Mounting:	DIN rail EN 60715	
Protection degree:	IP40 from front panel / IP20 terminals	
Overvoltage category:	III.	
Pollution degree:	2	
Max. cable size (mm ²):	solid wire max. 1x 2.5 or 2x 1.5 / with sleeve max. 1x 2.5 (AWG 12)	
Dimensions:	90 x 17.6 x 64 mm (3.5" x 0.7" x 2.5")	
Weight:	(UNI)-62 g (2.2 oz.), (230)-60 g (2.1 oz.)	(UNI)-89 g (3.1 oz.), (230)-85 g (2.99 oz.)
Standards:	EN 61810-1, EN 61010-1	

- Latching relays, controlled by buttons from several locations can replace three way switches or cross bar switches thanks to control by buttons (unlimited number, connected in parallel by 2 wires), installation gets more transparent and faster for mounting.

- Relays MR-41/UNI, MR-42/UNI memorize its last state even after supply failure. During the failure relay will turn off and after re-energizing will automatically turns on.

- **MR-41**

- output contact: 1x changeover / SPDT 16 A

- **MR-42**

- options - 2x parallel contacts or the other relay is latching

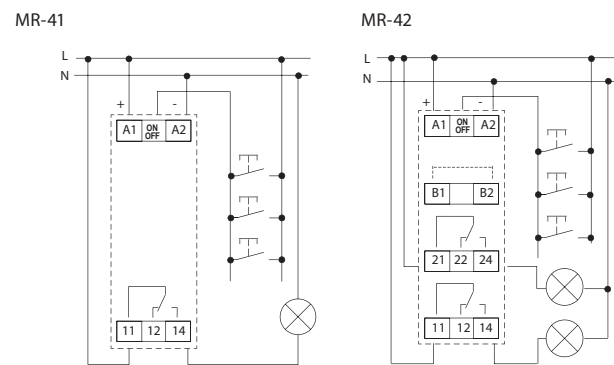
- function selected via external jumper between B1 - B2

- output contact: 2x changeover /DPDT 16 A

- Supply voltage AC 230 V or AC/DC 12-240 V

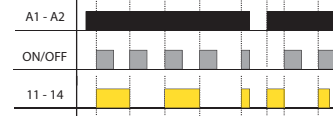
- 1-MODULE version, DIN rail mounting, controlling by buttons

Connection

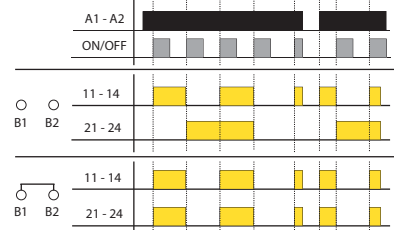


Function

MR-41

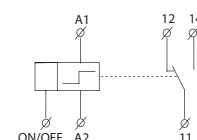


MR-42



Symbol

MR-41



MR-42

